

## **FAQs:**

### ***What do I do when the eBook expires?***

Nothing needs to be done, the book is automatically returned for circulation.

The book will continue to show in your Kindle Library in case you wish to purchase. To remove from your account go to *Manage Your Kindle*, and choose *Delete from Library* from the *Actions* menu.

### ***Can I return a Kindle book early?***

Yes! Log into your Amazon.com account and go to *Manage Your Kindle*. Click the *Actions* button next to the book you wish to return, then select *Return this book* and confirm return.

### ***Can I renew a book?***

Yes! If there are no holds on the title you can visit your account page and renew two days before the title expires. You will need to re-download the book for the “new” check out.

### ***Can I borrow a library ebook for my Kindle without wifi?***

If you do not have wireless access for your Kindle you can use the USB cable to transfer titles. Wireless downloading is not available through 3G.

### ***What about the Read Now button?***

Read Now lets you read in your internet browser, and does not sync with your kindle.

Use these instructions for use with any black and white Kindle.

You may use these instructions for use with a Kindle Fire, however you may also access audio books and a wider range of ebooks through the OverDrive Media Console app available through the Kindle App Store. The *Android Smartphone or Tablet* instructions are recommended for the Kindle Fire.



<http://www.cwmars.org>

### **More Questions?**

Contact your local C/W MARS library staff with any further questions or concerns.

# Borrow eBooks with Your Kindle

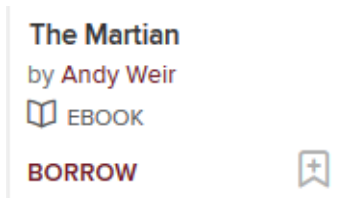

# OverDrive Digital Catalog

<http://cwmars.overdrive.com>



## 1. Search the Catalog

- Visit our OverDrive library collection through your library's website or directly at [digitalbooks.cwmars.org](http://digitalbooks.cwmars.org)
- You can browse book categories from the menu display or use the Search box to find books.
- Any search can be refined using the filter options, including limiting to titles available in Kindle format.
- eBooks are indicated by a little book icon and the word 'ebook.'

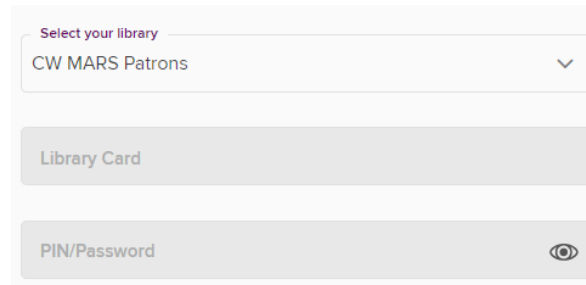


- Click on a book cover for more information, including formats and copies available. Kindles can *only* use Kindle format eBooks.
- If a title has no available copies you may place a hold and an email will be sent when the title is available.



## 2. Check Out an eBook

- To sign-in, select CW MARS Patrons as Library, and enter your library card and password.

A screenshot of a sign-in form. It has a dropdown menu for 'Select your library' with 'CW MARS Patrons' selected. Below it are input fields for 'Library Card' and 'PIN/Password' with an eye icon for toggling visibility.

- Once you find a title you would like to read click *Borrow*.
- Tap *Read now with kindle* and you will be taken to Amazon.com to complete the transfer of your library book to your Kindle.



- You can complete this later— all of your borrowed titles can be found in OverDrive under *My account—Loans*

## 3. Transfer

- Once logged in to your Amazon account you will be asked to confirm which device or application you want to read your library book on.



- Click "Get library book" and click *OK* on the confirmation.
- Connect your Kindle to Wi-Fi to sync and download.
- Enjoy reading your eBook!

